



**2014**

**2015-035**

**2015 04**

)

(

2014

..... 2

..... 5

..... 7

..... 100.245.92h

" " " "		

			300348
	Shenzhen Sunline Tech Co., Ltd.		
	sunline		
		7	501 502
	518057		
		7	501 502
	518057		
	www.sunline.cn		
	invest@sunline.cn		
		22	5

		7
	5	5
	0755-86156510	0755-86168206
	0755-86168166	0755-86168166
	invest@sunline.cn	invest@sunline.cn

	<a href="http://www.cninfo.com.cn/">http://www.cninfo.com.cn/</a>
	7 5

---

	2002 04 28		440301102770237	440305736295868	736295868
	2010 08 26		440301102770237	440305736295868	736295868

2012 08 17

	2014	2013		2012
	249,232,971.48	177,670,652.71	40.28%	165,269,682.78
	101,811,375.44	81,752,942.61	24.54%	62,991,223.36
	35,964,967.44	17,598,754.95	104.36%	43,528,793.96
	38,887,324.74	23,066,131.74	68.59%	45,706,452.77
	37,497,656.04	21,747,181.82	72.43%	42,903,233.34
	34,867,736.75	16,510,730.88	111.18%	37,212,170.10
	9,180,728.09	-10,186,430.73	190.13%	2,663,666.35
/	0.1630	-0.1970	182.75%	0.0515
/	0.7044	0.4206	67.48%	0.9970
/	0.7044	0.4206	67.48%	0.9970
	8.59%	5.24%	3.35%	17.64%
	7.98%	3.98%	4.00%	15.30%
	2014			

1

632810 — -LμEAÑ ö l > 9'— ] - JAÑ ö l ÛMb, 'CR Ñ Ñ z ] ð Y#Ö ¼ ðCt x 2 ö å

'@2+X ¥ =F2+X



**1**

		2014	24,923.30	2013	40.28%
3,749.77	72.43%				
			IOE		
	JAVA				
IOE					

5467.82

2

3

	2014	2013	
	249,232,971.48	177,670,652.71	40.28%

IT

4

	2014		2013		
	51,393,094.90	50.00%	41,988,653.30	51.36%	22.40%
	24,300,167.34	24.00%	19,699,995.24	24.10%	23.35%
	757,405.15	1.00%	874,134.44	1.07%	-13.35%
	12,260,932.05	12.00%	5,374,289.54	6.57%	128.14%
	13,099,776.00	13.00%	13,815,870.09	16.90%	-5.18%
	101,811,375.44	100.00%	81,752,942.61	100.00%	24.54%

5

	2014	2013	
	26,331,410.55	23,029,852.79	14.34%
	90,556,754.92	62,584,453.26	44.70%

6

( )

**Java**

2014 12

2014 8

2014 6

IT

2014

5274

21.16%

17.12%

2013

5.6%

	2014	2013	2012
	52,743,843.23	40,371,897.02	20,315,292.23
	21.16%	22.72%	12.29%
	9,028,090.43	4,631,631.17	0.00
	17.12%	11.47%	



9

1



2

	2014		2013			

3

**4**

1 IT

2 JAVA

**5**

1

149,230,000.00					100.00%	
			31.63%			
			100.00%			

2

1.

	22,510.76
	5,200.58
	7,980.73

26,000	14,968	7,542.76	3,489.24
22,510.76		8,726.55	7,980.73

	2015 3 31		
	2010	2-3	
	7542.76359		
	3,,107.83	1	2
			3
	6 8	2014 12	2015 2
			2014 Java

3.

--	--	--	--	--	--	--	--	--	--

		(1)		(2)	(3)=(2)/(1)				
		3,067	353.3	353.3	12.04%	2016 03 31	0		
	--	3,067	353.3	353.3	--	--	0	--	--
( )			1 2010 2-3  2  2014 3 2014 7 2 <a href="http://www.cninfo.com.cn/information/companyinfo.html">http://www.cninfo.com.cn/information/companyinfo.html</a>						

3

4

5

		10,000,000.00	5,000,000	0.25%	5,000,000	0.25%	10,000,000.00	0.00		
		10,000,000.00	5,000,000	--	5,000,000	--	10,000,000.00	0.00	--	--

6

7

6

			IT	102,128,000	206,791,535.63	152,250,157.64	123,143,040.22	2,122,790.72	4,286,771.95
				20000000	19,999,965.00	19,999,965.00	0.00	-35.00	-35.00

2014  
2000  
2014 12

31.63%

2014 12 28



	3						
1	2012	2012	12	31	51700000	10	3
		15,510,000.00					
2	2013	2013	12	31	51700000	10	1
		5,170,000.00					
2	2014	2014	12	31	56310500	10	1.5
		8,446,575.00			2014 12 31	56310500	,
	10	15		2014			



2014

2014 07 03					
2014 11 06					

**1**

			2	3	4				5	
--	--	--	---	---	---	--	--	--	---	--

IT

12,923

IT

--	--	--	--	--	--	--	--	--	--	--

1

IT

2

3

2

3

4

1 2014 4 21 <  
>

2 2014 5 30

3 2014 6 3

<

>

<

>

4 2014 6 19

2014

<

>

5 2014 6 19

6 2014 9 9

2

3

4

5

1

1

2

3

2

3



2

	40
1	
	0
0	

	35
4	
	0
0	

2014

2014

H

PCAOB

( )

A0€

**1**


2014

0.73

1	158,700	0	0	158,700		2015-8-17
	158,700	0	0	158,700		2015-8-17
	148,350	0	0	148,350		2015-8-17
	148,350	0	0	148,350		2015-8-17
2	131,100	0	0	131,100		2015-8-17
	127,650	0	0	127,650		2015-8-17
	124,200	0	0	124,200		2015-8-17
	120,750	0	0	120,750		2015-8-17

117,32015

117,300



---

	18,000	0	0	18,000		2015-8-17
	16,500	0	0	16,500		2015-8-17
	16,500	0	0	16,500		2015-8-17
	16,500	0	0	16,500		2015-8-17
	16,500	0	0	16,500		2015-8-17
	15,200	0	0	15,200		2015-8-17
	14,800	0	0	14,800		2015-8-17
	14,800	0	0	14,800		2015-8-17
	14,800	0	0	14,800		2015-8-17
	14,200	0				

---

	8,200	0	0	8,200		2015-8-17
	8,200	0	0	8,200		2015-8-17
	8,200	0	0	8,200		2015-8-17

---

	3,300	0	0	3,300	2015-8-17
	3,300	0	0	3,300	



		310,124	310,124
		271,225	271,225
10 10 10			
4	737000 685000	685000	737000

2

5	2002	2014 3
10		

3

5	2002	,2014 3
10		



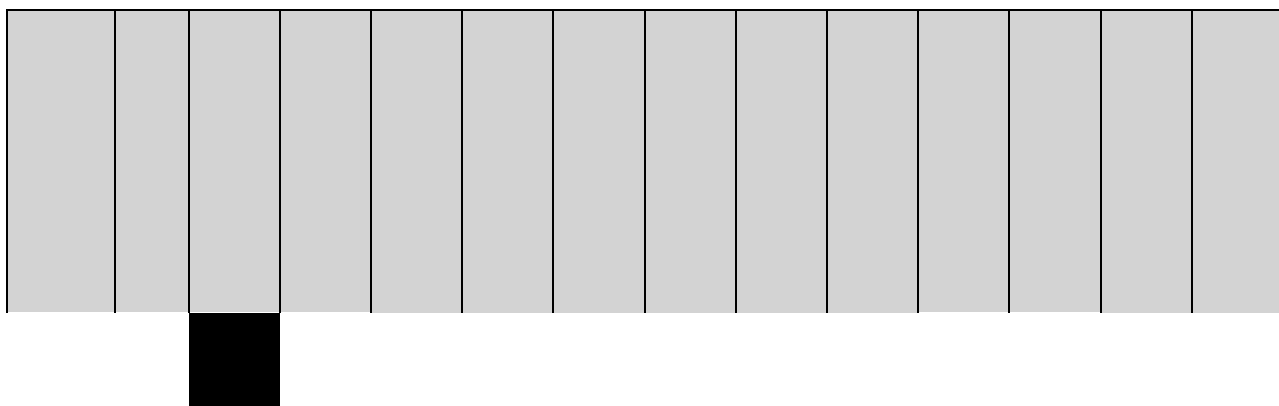
4            10%

5        10

				4	25%
				2	2
					25%
	1,745,700	2015 08 17			
	1,711,200	2015 08 17			
	1,707,750	2015 08 17			
	1,645,650	2015 08 17		3	25%
				4	
					25%

1,317,900 2015

**1**



			42	1,707,750	0	0	1,707,750	0	0	0	0	
			41	724,500	0	0	724,500	0	0	0	0	
			42	0	0	0	0	0	0	0	0	
			48	0	0	0	0	0	500,000	0	500,000	



3

1967 3

1993 2003

2004 2006

2007 2013

2013

2008-2009

SunGard

2009 3

2010 8

2013 9

2005 6

2010 8

2013

9

			2002 09 01		
			2011 10 01		
			2009 10 01		

			01		
			2014 06 01	2017 06 01	

	15 1 2014
	688.71

			45		48.31	0	48.31
	--	--	--	--	688.71	0	688.71



1

2013	2014 04 21	<a href="http://www.cninfo.com.cn/finalpage/2014-04-21/63887291.PD">http://www.cninfo.com.cn/finalpage/2014-04-21/63887291.PD</a> F	2014 04 21

2

2014	2014 06 19	<a href="http://www.cninfo.com.cn/finalpage/2014-06-19/64155883.PD">http://www.cninfo.com.cn/finalpage/2014-06-19/64155883.PD</a> F	2014 06

		DF	
2014	2014 09 11	<a href="http://www.cninfo.com.cn/finalpage/2014-09-11/1200227323.PDF">http://www.cninfo.com.cn/finalpage/2014-09-11/1200227323.PDF</a>	2014 09 11

2013	2014 03 26	<a href="http://www.cninfo.com.cn/finalpage/2014-03-28/63741501.PDF">http://www.cninfo.com.cn/finalpage/2014-03-28/63741501.PDF</a>	2014 03 26
	2014 04 21	<a href="http://www.cninfo.com.cn/finalpage/2014-04-23/63894853.PDF">http://www.cninfo.com.cn/finalpage/2014-04-23/63894853.PDF</a>	2014 04 23
	2014 06 03	<a href="http://www.cninfo.com.cn/finalpage/2014-06-03/64099171.PDF">http://www.cninfo.com.cn/finalpage/2014-06-03/64099171.PDF</a>	2014 06 03

---

		page/2014-12-05/1200444066.P DF	
--	--	------------------------------------	--

---

	2015 04 21
	(2015) 441ZA3443

2014

2014 12 31

"

**1**

	344,895,901.50	338,444,723.87
	103,757,342.74	68,599,118.94

---

	10,000,000.00	10,000,000.00
	129,230,000.00	
	5,739,701.71	4,969,835.77

---

	8,175,000.00	8,545,676.75
	4,281,511.32	1,231,693.44

	15,987,232.37	12,237,463.27
	123,205,056.47	94,627,169.53
	482,997,825.57	420,972,853.28
	482,997,825.57	420,972,853.28
	642,590,636.84	442,041,081.13

2

	324,895,936.50	338,444,723.87
	103,757,342.74	68,599,118.94
	1,075,193.99	5,498,300.00
	2,381,443.14	3,039,634.57
	5,316,669.64	3,633,192.72
	1,022,222.30	1,603,418.87
	257,369.50	
	438,706,177.81	420,81(81)]T60
	10,000,000.00	10,000,000.00

	149,230,000.00

	2,958,402.56	2,282,529.60
	1,200,000.00	
	71,877,695.00	
	76,036,097.56	2,282,529.60
	159,592,811.27	21,068,227.85
	56,310,500.00	51,700,000.00
	359,372,731.73	

	213,268,004.04	160,422,807.13
	101,811,375.44	81,752,942.61
	22,887.22	105,636.07
	26,331,410.55	23,029,852.79
	90,556,754.92	62,584,453.26
	-7,907,695.43	-8,402,891.54
	2,453,271.34	1,352,813.94





4.		
5.		
6.		
	37,497,691.04	21,747,181.82
	0.7044	0.4206
	0.7044	0.4206

## 5

	213,159,478.00	158,481,327.30
	7,648,790.57	6,379,895.81
	220,808,268.57	164,861,223.11
	46,107,030.30	49,777,614.06

87,672,524.49
3,761,798.37
33,835,716.92
175,047,653.84
-10,186,430.73
67,500,000.00
350,909.37
2,630.00
7,100,804.53
74,954,343.90
4,775,543.67

5

	5,170,000.00	15,510,000.00
		2,350,000.00
	5,170,000.00	17,860,000.00
	68,007,695.00	-17,860,000.00
	-283,898,822.37	-25,367,630.50
	337,144,723.87	362,512,354.37
	53,245,901.50	337,144,723.87

6

	213,159,478.00	158,481,327.30
	7,648,790.57	6,379,895.81
	220,808,268.57	164,861,223.11
	46,107,030.30	49,777,614.06
	126,478,544.96	87,672,524.49
	543,307.66	3,761,798.37
	38,498,622.56	33,835,716.92
	211,627,505.48	175,047,653.84
	9,180,763.09	-10,186,430.73
		67,500,000.00
		350,909.37
		2,630.00

	6,056,978.19	7,100,804.53
	6,056,978.19	74,954,343.90
	10,879,223.65	4,775,543.67
	84,615,000.00	67,500,000.00
	291,650,000.00	
	387,144,223.65	72,275,543.67
	-381,087,245.46	2,678,800.23
	71,877,695.00	
	1,300,000.00	
	73,177,695.00	
	5,170,000.00	15,510,000.00
		2,350,000.00
	5,170,000.00	17,860,000.00
	68,007,695.00	-17,860,000.00
	-303,898,787.37	-25,367,630.50
	337,144,723.87	362,512,354.37
	33,245,936.50	337,144,723.87

7


---

	51,700				262,408				12,237,				
	,000.0				,220.48				463.27				
	0												

---

1													
2													
3													



8

	51,700,0 00.00				262,408,2 20.48				12,237,46 3.27	94,627, 169.53	420,972,8 53.28	
	51,700,0 00.00											

---

1											
2											
3											
4											
1											
2											



---

		31,140,834.58		
	2010 8 24	[2010]101		2010 8 26
	2010 9 17			3,450.00
3,650.75		200.75	111	381.425
200.75		180.675		2010
9 27		[2010]119	2010 9 28	
	2010 12 17			3,650.75
3,870.00		219.25		1,954.55

15

2014

**2**

16. 2    21. 1    21. 2    28. 1    2    3

**1**

2014 12 31

2014

**2**

1 1    12 31

**3**

12

**4**

**5**

1

2

3

**6**

1

2

**7**

1

A

B

C

D

E

2

**8**

**9**

1

2

11.(1)(2)(3)

3

4

5

6

-  
-

50% 50%

12 12  
20% 20% 50%

12 12 12

7

8

**11****1**

	50	50

**2**


1	1	5.00%
1	2	10.00%
2	3	20.00%
3		50.00%

**3**

	50 , 2

**12**

1

2

3

4

5

**13**

14

1

2

20%

4

5

22

**15****16****1****2**

		20	10.00%	4.5%
		5	10.00%	18.00%
		5	10.00%	18.00%
		5	10.00%	18.00%

22.

**18**

**1**

1

2

3

**2**

**3**

3

**4**

19

20

21

1

---

---

5-10

---

22

23

24

1

2

3

4

25

1

2

3



29

1

2

30 /

31

1

2


32 2

34

1

		6% 17%
	2013	5%
		7%
		10%
		3%
		2%





--	--	--

**3**

	415,000.00

		250,000.00			
		150,000.00			
		15,000.00			
	--	415,000.00	--	--	--

**4**

45,138,047.06 41.08%  
2,256,902.36

**5**

**6**

**6**

**1**


---

1	802,693.99	74.66%	5,498,300.00	100.00%
1 2	272,500.00	25.34%		
	1,075,193.99	--	5,498,300.00	--

1

2









---

	10,000,000			10,000,000					--	
	.00			.00						

**4**

| |

2

3

17

**3**

--	--	--

**19****1**

1.	5,829,115.19		1,344,732.47	1,410,410.48	754,130.30	9,338,388.44
2.	0.00		784,532.25	0.00	631,732.00	1,416,264.25
1			784,532.25		631,732.00	1,416,264.25
2						

3.						
1						
4.						
1.	3,359,027.65		1,115,347.49	426,728.84	838,597.73	5,739,701.71
2.	3,621,337.81		487,148.41	576,974.21	284,375.34	4,969,835.77


2

--	--	--	--	--	--

3

--	--	--	--	--

2



3



21



22



23

1

2

24

25

1

1.				1,235,584.20	1,235,584.20
2.		7,913,372.35		136,847.40	8,050,219.75
1				136,847.40	136,847.40
2		7,913,372.35			7,913,372.35
3					
3.					
1					
4.		7,913,372.35		1,372,431.60	9,285,803.95
1.				340,656.43	340,656.43
2.		659,447.69		272,795.82	932,243.51
1				272,795.82	





	7,018,716.18	1,052,807.43	4,980,444.84	498,044.49
	2,958,402.56	443,760.38	2,282,529.60	228,252.96
	156,526,475.00	23,478,971.25		
	1,200,000.00	180,000.00		
	167,703,593.74	25,155,539.06	7,262,974.44	726,297.45

**2**


**31**

**1**

--	--	--

**2**

--	--	--	--	--

**32**

--	--

**2**            **1**

--	--	--

**36**

**1**

	5,718,879.95	6,946,329.84
	5,718,879.95	6,946,329.84

**2**            **1**

--	--	--

**3**

--	--

**37**

**1**

	8,545,676.75	123,252,443.48	123,623,120.23	8,175,000.00
	-	10,274,582.36	10,274,582.36	
	8,545,676.75	133,527,025.84	133,897,702.59	8,175,000.00

**2**

1	8,545,676.75	110,990,779.83	111,361,456.58	8,175,000.00
2		4,062,504.98	4,062,504.98	
3		3,715,931.62	3,715,931.62	
		3,144,439.39	3,144,439.39	
		244,964.18	244,964.18	
				8,175,000.00

O[&amp;

--	--	--

40

--	--	--

1

41

1

	64,615,000.00	
	600,000.00	400,000.00
	24,922.44	361,998.22
	65,239,922.44	761,998.22

2

1

--	--	--

42

--	--	--

43

44



47

1

--	--	--

48

1

--	--	--

2

--	--	--

--	--	--

: s s

**50**





2	2014	29,697,316.25	7,315,700.00	7,315,700.00
22,381,616.25				

56

		71,877,695.00		71,877,695.00
		71,877,695.00		71,877,695.00

2014 6 19

<

>

2014 6 19

461.05

1.00

15.59

2014 12 31

- E2d( )-149( )-138T0 9 Tf 84 539.27718 140 70>-6< 15WnAF02

461.05

	12,237,463.27	3,749,769.10		15,987,232.37
	12,237,463.27	3,749,769.10	0.00	15,987,232.37

**60**

		94,627,169.53		90,564,705.89
		94,627,169.53		90,564,705.89
		37,497,656.04		21,747,181.82
		3,749,769.10		2,174,718.18
		5,170,000.00		15,510,000.00
		123,205,056.47		94,627,169.53

- 1) 0.00
- 2) 0.00
- 3) 0.00
- 4) 0.00
- 5) 0.00

**61**

	249,232,971.48	101,811,375.44	177,670,652.71	81,752,942.61
	249,232,971.48	101,811,375.44	177,670,652.71	81,752,942.61

**62**

		13,350.88	61,621.04
		9,536.34	44,015.03
		22,887.22	105,636.07

63

	12,369,885.32	9,475,228.97
	124,958.00	102,284.00
	3,330,588.44	3,190,986.03
	6,651,971.09	6,951,402.31
	1,628,740.26	1,630,629.59
	2,225,267.44	1,679,321.89
	26,331,410.55	23,029,852.79

	43,715,752.80	35,740,265.85
	24,666,850.76	14,989,701.01
	2,272,970.75	1,702,394.59
	2,495,707.81	1,595,459.54

---

	7,928,639.26	8,425,233.66
--	--------------	--------------

[2013]993		1,200,000.00	
[2013]62		500,000.00	
[2013]85 [2013]50		2,800,000.00	
java [2012]1065		900,000.00	
[2012]43		75,000.00	
2010-2011 [2014]47	629,400.00		
2013 (2013)246	500,000.00		
2013	163,500.00		
2014 (2014)162	500,000.00		
2010-2011 2014 183	976,700.00		
	2,769,600.00	5,475,000.00	--

---

		28,465.20	
		28,465.20	
	2,022.77	66.01	2,022.77
	2,022.77		

---

	3,969,600.00	4,500,000.00
	2,529,852.50	1,459,938.17
	8,138.80	10,708.00
	1,141,199.27	409,249.64
	7,648,790.57	6,379,895.81

**2**

	1,300,000.00
	1,300,000.00


6


1,050,000.00
1,300,000.00
2,350,000.00

74

1

1	--
	37,497,656.04
	2,453,271.34
	646,398.31
	932,243.51
	-6,056,978.19
	-2,047,625.36
	581,196.57
	213,674.62

--
21,747,181.82
1,352,813.94
700,762.48
247,116.87
28,465.20
-6,722,193.55
-350,909.37
-68,216.55
1,553,478.95
-30,115,682.35

072,540.49

2	--	--
3	--	--
	53,245,901.50	337,144,723.87
	337,144,723.87	362,512,354.37
	-283,898,822.37	-25,367,630.50

**2**

	--
	--
	--

**3**

	--
	--
	--

**4**

**76**

--	--	--

**77**

**1**

--	--	--	--

**2**

3

4

4 4

4

4rd ( ) 288.034 ( ) 58.505846660.22 0020 10.5 135r-45.02 -31.02 1243A-51

4

5

子公司名称	子公司性质	注册地	注册地	业务性质
子公司全称	组织机构	经营范围	持股 比例%	表决权 比例%
100	100	杭州长亮金融信息服务有限公司	32187744-4	期末实际出
少数股东	少数股东权益中			

6

1


1



**2**



**3**





4

	/	/
	--	--
	--	--
	--	--
	--	--

5

6

--	--	--	--

7

8

4

				/

5

6



	<b>6,538.13</b>	--	--	--	<b>6,538.13</b>
	130.00	--	--	--	130.00
	76.20	--	--	--	76.20
	<b>206.2</b>	--	--	--	<b>206.2</b>

3

2

2013 12 31 4.77%

2014 12 31

24.84%

1


---

	--	--	--	--
	--	--	--	--

2

3

4

5

6

7

8

1

**9**

**1P**

---

--	--	--	--

**2** / /

/

/	/	/	/	/	/	/
---	---	---	---	---	---	---

/

/

--	--


6

--	--	--	--

7

	6,395,175.00	4,717,229.00

8

6

1


2

--	--	--	--

7



---

4

5

1

---

1	1,728,245.87
2	42,000.00
	1,770,245.87

---

2014 12 31

2

---

--	--	--	--	--

	1000		
	2015 4 14		
	2000		
	,		
	IT		
	IT		

2

	8,446,575.00
	8,446,575.00

3

4

2015 4 21

6

1

2

3

4

7

2014 10 29

4,159.60 591.40 8,172.00 10.18%  
 1.44% 20.00% 31.63% 9 2  
 2/9

2014 12 18

2015 1 1

8

2014 12 31

1

1

		109,881, 468.47	100.00%	6,124,12 5.73	5.57%	103,757,3 42.74	72,484, 832.91	99.43%	3,885,713 .97	5.36%	68,599,118. 94

						415,000 .00	0.57%	415,000.0 0	100.00%	
	109,881, 468.47	100.00%	6,124,12 5.73	5.57%	103,757,3 42.74	72,899, 832.91	100.00%	4,300,713 .97	5.90%	68,599,118. 94

1			
1	101,894,318.42	5,094,715.92	5.00%
1	101,894,318.42	5,094,715.92	5.00%
1 2	5,680,202.05	568,020.21	10.00%
2 3	2,306,948.00	461,389.60	20.00%
	109,881,468.47	6,124,125.73	5.57%

		250,000.00			
		150,000.00			
		15,000.00			
	--	415,000.00	--	--	--

4

45,138,047.06 41.08%

2,256,902.36

5

6

2

1

	6,211,26	100.00%	894,590.	14.40%	5,316,669	4,312,9	100.00%	679,730.8	15.76%	3,633,192.7
	0.09		45		.64	23.59		7		2

1			
1	3,691,396.91	184,569.85	5.00%
1	3,691,396.91	184,569.85	5.00%
1 2	789,106.98	78,910.70	10.00%
2 3	780,894.00	156,178.80	20.00%
3	949,862.20	474,931.10	50.00%
	6,211,260.09	894,590.45	14.40%

2

214,859.58

0.00

,FK YD.

Ä

	1,252,633.94	598,606.35
	2,807,260.00	2,335,100.00
	778,330.63	580,115.04
	1,373,035.52	799,102.20
	6,211,260.09	4,312,923.59

5

		800,000.00	1 3	12.88%	355,000.00
		528,060.00	3	8.50%	93,812.00
		410,000.00	1	6.60%	20,500.00
		350,000.00	1-2	5.63%	35,000.00
		250,000.00	3	4.02%	35,000.00
	--	2,338,060.00	--	37.63%	539,312.00

6

--	--	--	--	--

7

8

3

	20,000,000.00				
	129,230,000.00				
	149,230,000.00				

**1**

		20,000,000.00		20,000,000.00		
		20,000,000.00		20,000,000.00		

**2****RESPONSE**

--	--	--	--	--	--	--	--

		350,909.37
		350,909.37

6

1

	2,769,600.00	
	152,757.30	
	292,438.01	
	2,629,919.29	--

1

1

3

4

2014

2



2014